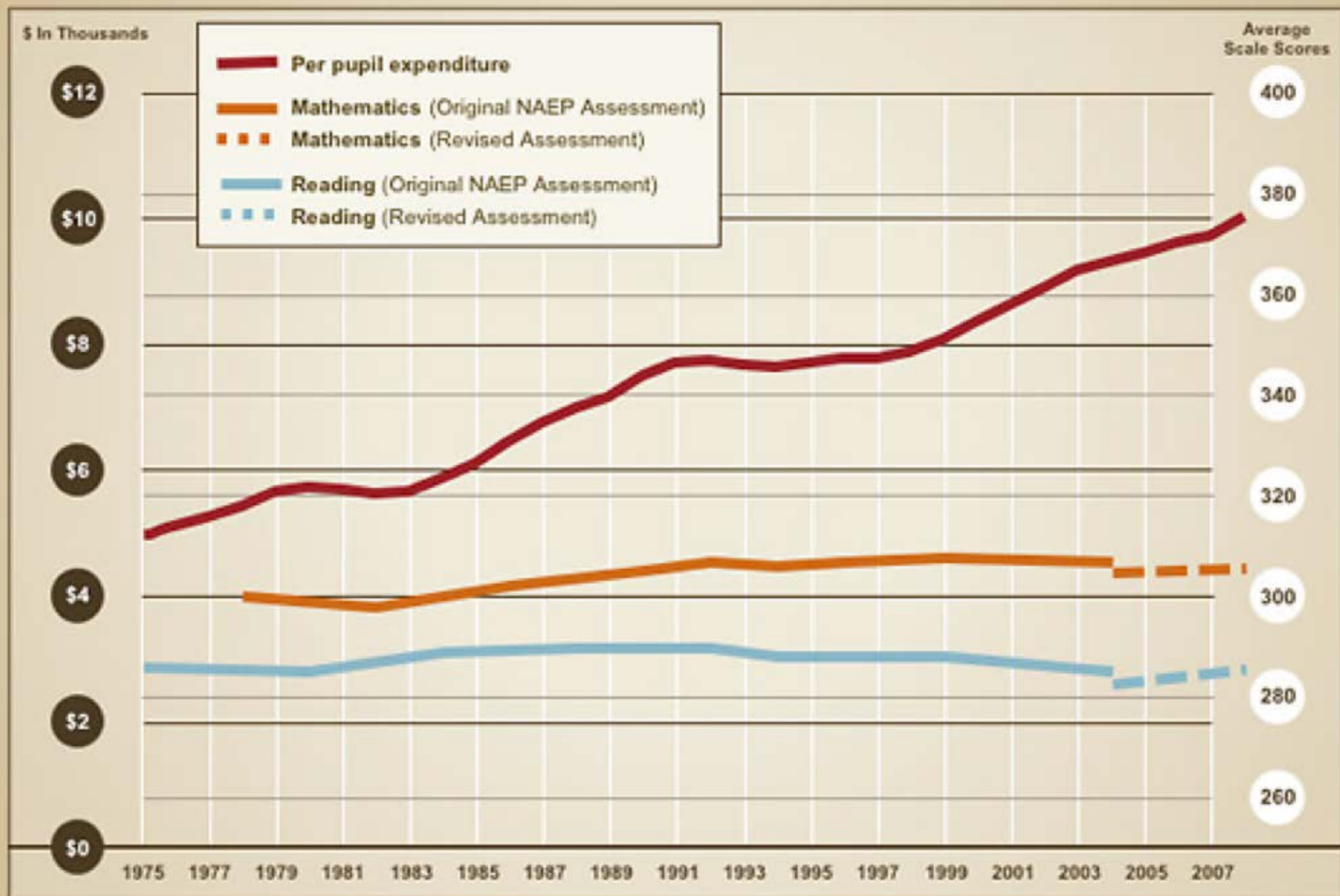


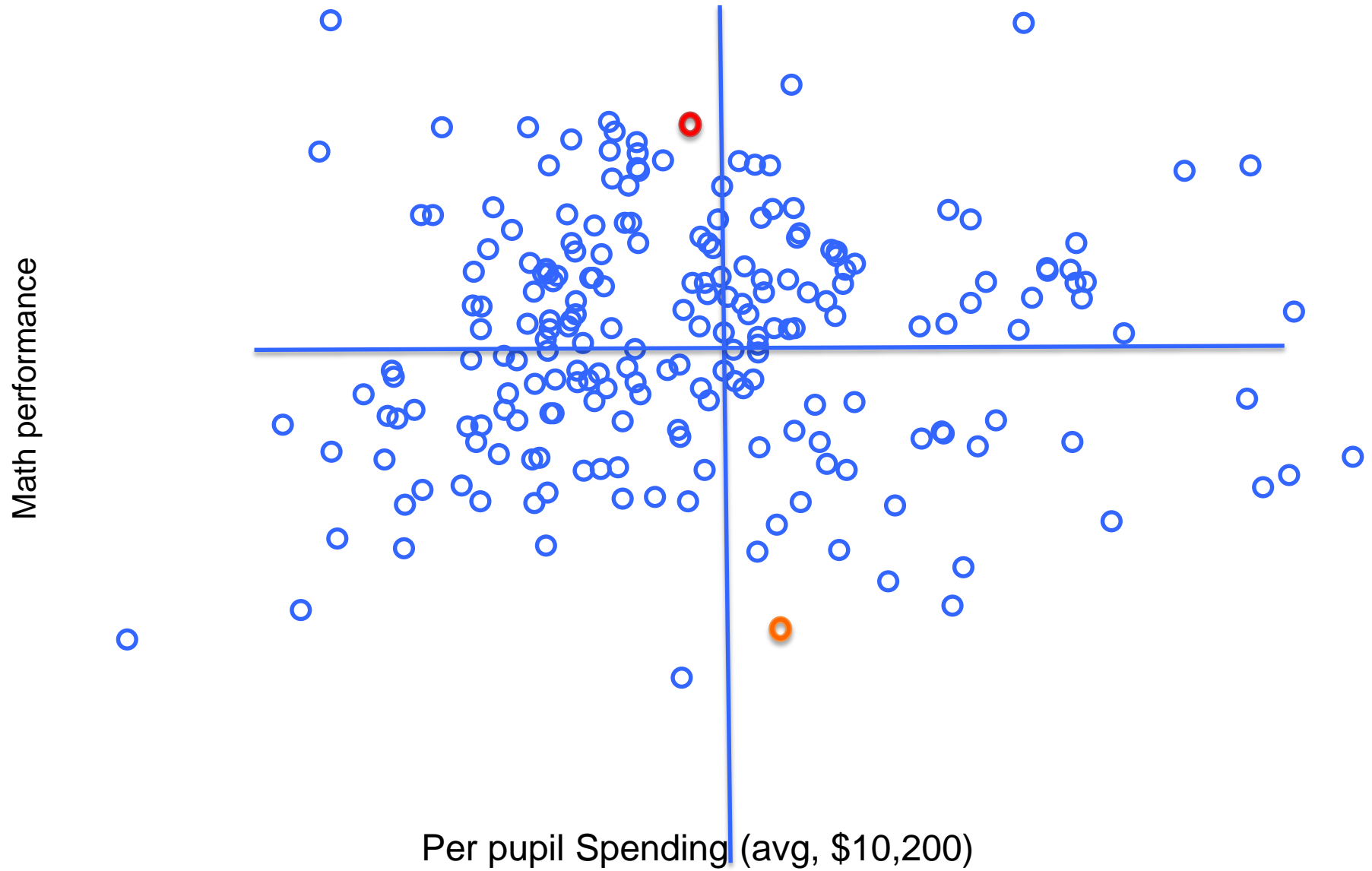
# Can Schools Get More Productive? (answer: yes)

Dr. Marguerite Roza  
Georgetown University  
MR1170@georgetown.edu

# How Much We've Been Spending VS. How Well We've Been Doing



# All WA Elementary Schools with > 75% F/RL)





## True or False?

Two schools with roughly the same mix of students can spend the same amount money and get different results.

True

False

Two schools with roughly the same mix of students can spend the same amount money *in the same way* and get different results.

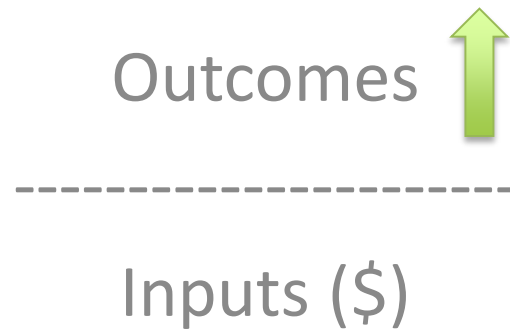
True

False

Why? The “school effect.”

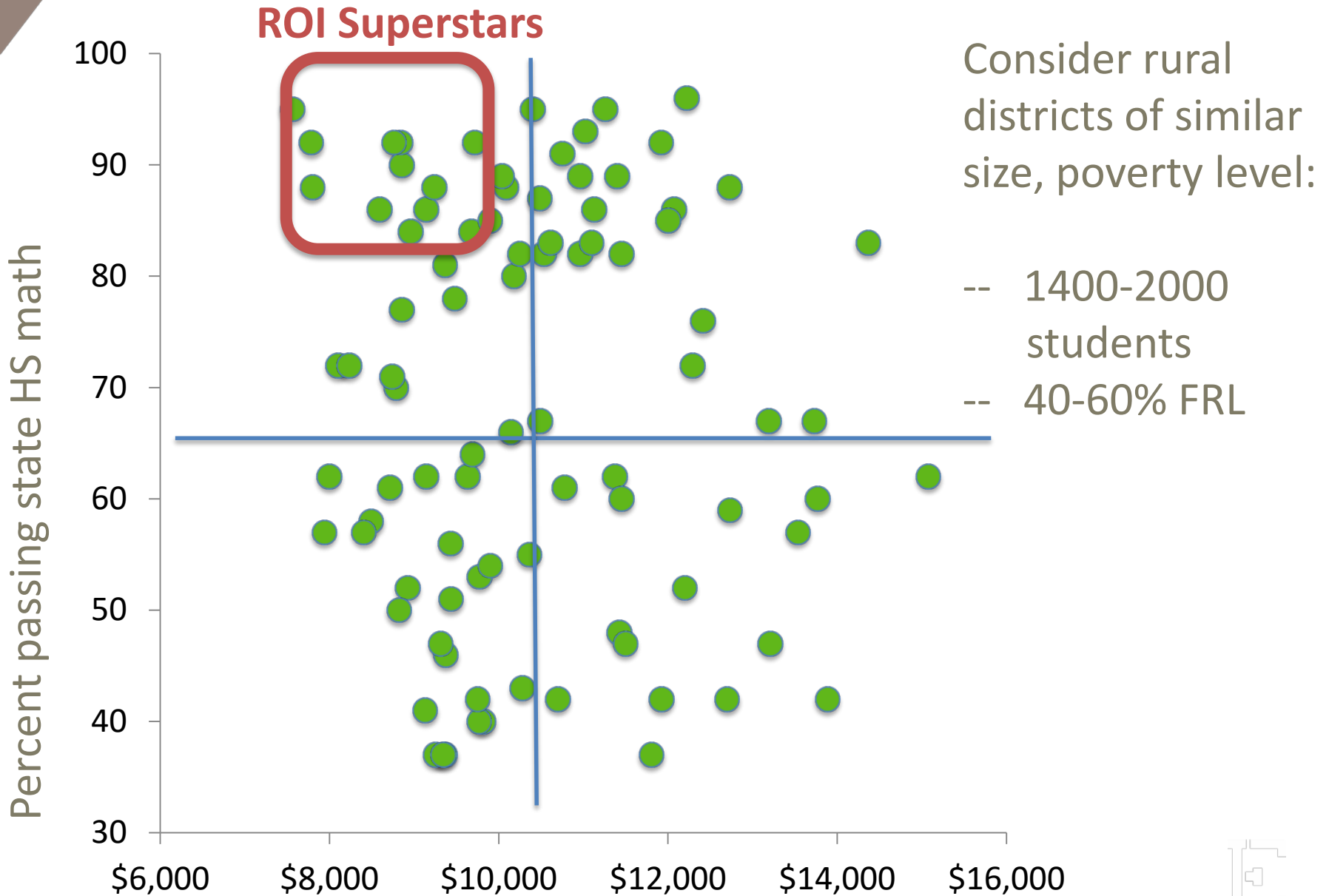
# What is productivity?

- “Productivity” involves raising outcomes for a given expenditure



“Efficiency” generally refers to achieving the same outcomes at a lower expenditure.

Rural districts vary on spending, outcomes and ROI.



# 20 years research: Frustrating Finding:

Expenditure choices don't explain as much of the variation as we'd hoped.

What does?

- Ownership. (It yields human/school effects)
- Understanding tradeoffs. (Financial transparency helps here)
- Benchmarking with data (spending and outcomes).

## **What do you prefer?** (survey by Goldhaber & DeArmond)

**\$5K bonus**                      *or*                      *2 fewer students in  
each class you teach*  
**83%**

**\$5K bonus**                      *or*                      *1/5 of an aide*  
**88%**

**\$5K bonus**                      *or*                      *3.5 hours more prep  
time per week*  
**69%**





# View District Schools



Enter Keyword



Any State

Any District

Adjusted student performance

Low Spend.  
High Outcomes

High Spend. High  
Outcomes

Low Spend.  
Low  
Outcomes

High Spend.  
Low Outcomes

Adjusted Per Pupil Spending (Avg \$10,200)

Elementary  
LEVEL

Urban  
LOCATION

200 - 500  
STUDENTS

60 - 80%  
FREE / REDUCED LUNCH

20 - 60%  
FULL

Filters help zero in on  
relevant comparisons

# Variation in productivity exists even among “like” schools: Subset Elementary Schools (Low Poverty, Oakland Area, Mostly White)

- Milpitas
- Oakland
- KIPP LA
- EFCPS

---

**School Type**

- Select All
- Elementary
- High
- K-8
- Middle

---

**Racial mix**

- Select All
- Mostly White/Asian
- No majority

---

**Poverty Range**

- Select All
- High
- Low
- Medium

